



# pCon.catalog Editor 2.5

## **New features**

# pCon.catalog Editor 2.5 – New features

## Content

1	Creating preview images for materials from MATZ files.....	2
2	Introduction of quality indicators for imported files .....	5
3	Exclude items from the general search in pCon.catalog.....	5
4	Dedicated Editor access for B2B manufacturers.....	8
5	3D view within models (including measurements).....	9

## 1 Creating preview images for materials from MATZ files

With the new release of the pCon.catalog Editor, preview images for materials can now be generated directly from MATZ files. There are two ways to create these thumbnails: either individually within a material's direct view or in bulk as a mass operation from the table view.

In the direct view of a media file, you can generate a preview image using the camera icon in the Downloads section. Please note that the MATZ file must already be uploaded for this feature to work.

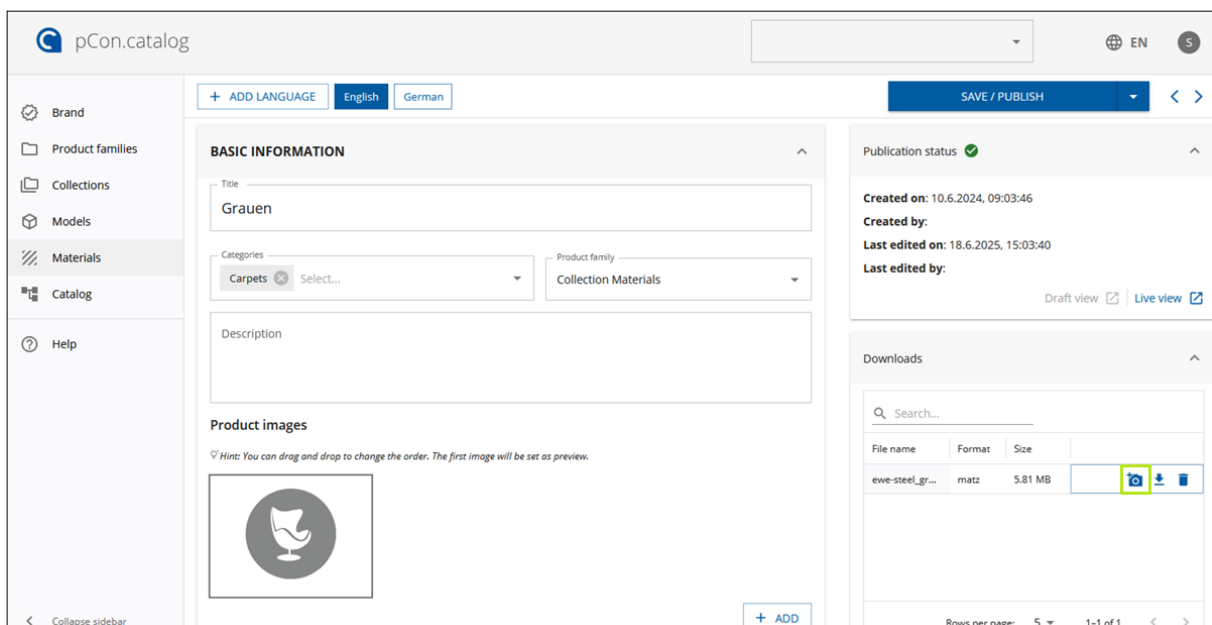


Figure 1 -Function for creating a preview image within a material

The generated preview image is displayed in a separate pop-up window, from where it can be easily added to the media.

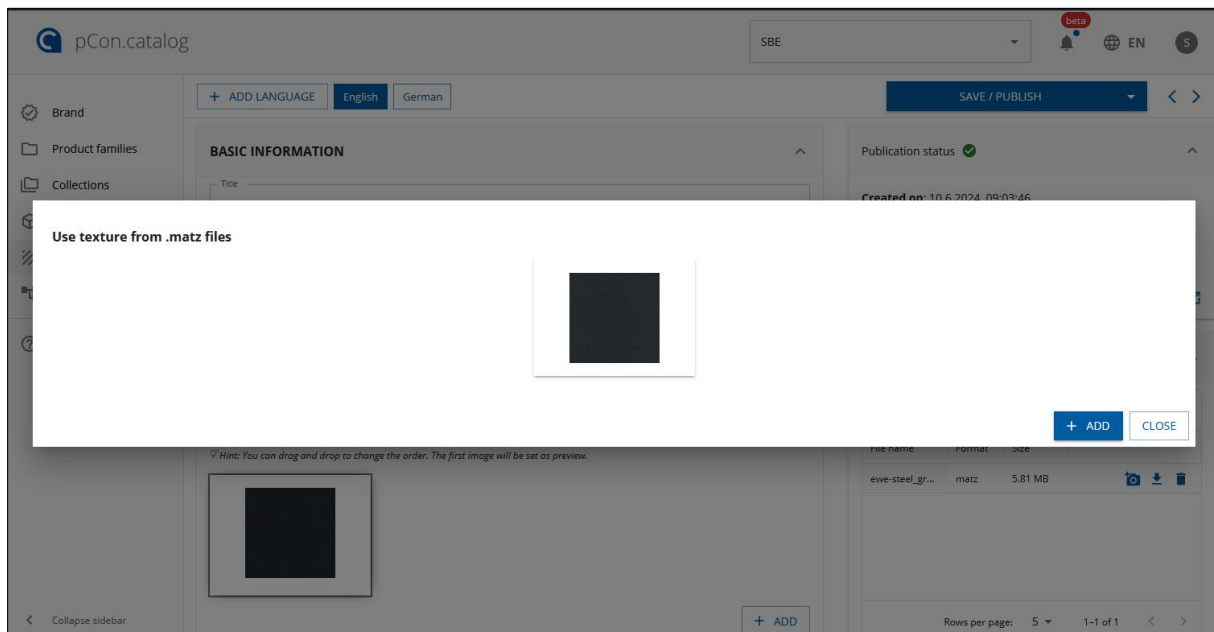


Figure 2 - Preview of the generated image

In addition, this function is also available as a mass operation. Simply select the materials in the table for which you want to generate preview images, then choose the "Import Images" option above the table to apply the action to all selected items.

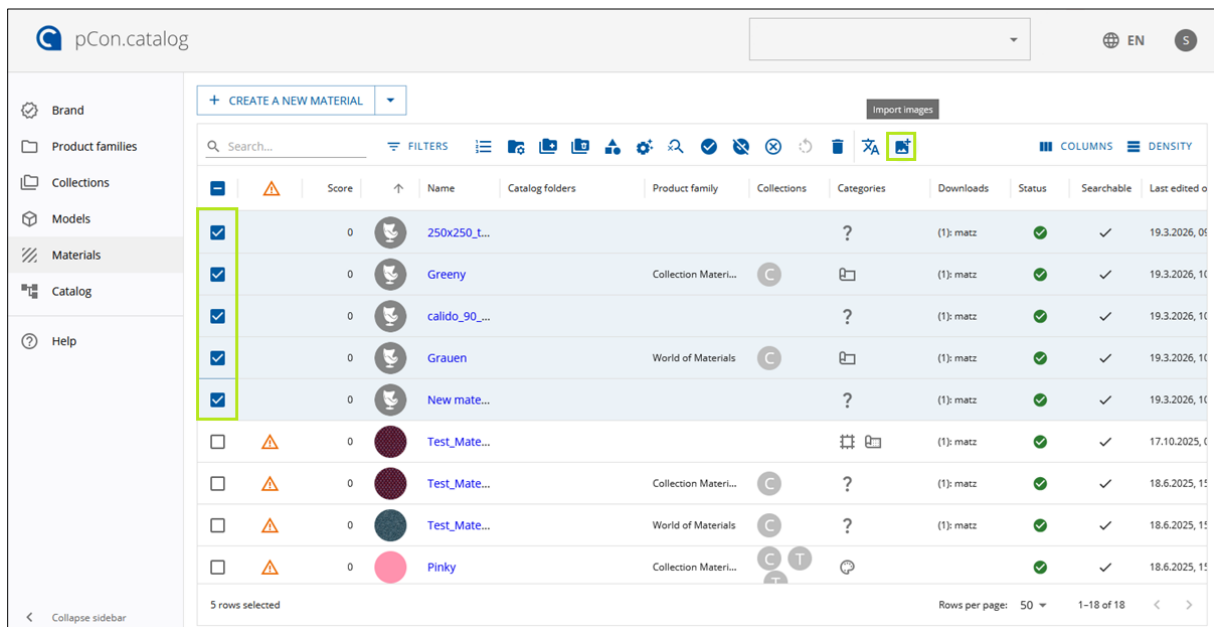


Figure 3 - Table view of materials and mass operations

In the dialog box that opens, select the “Use textures from .matz files” option and choose where you want the image to be inserted, if you have already added other preview images to the material.

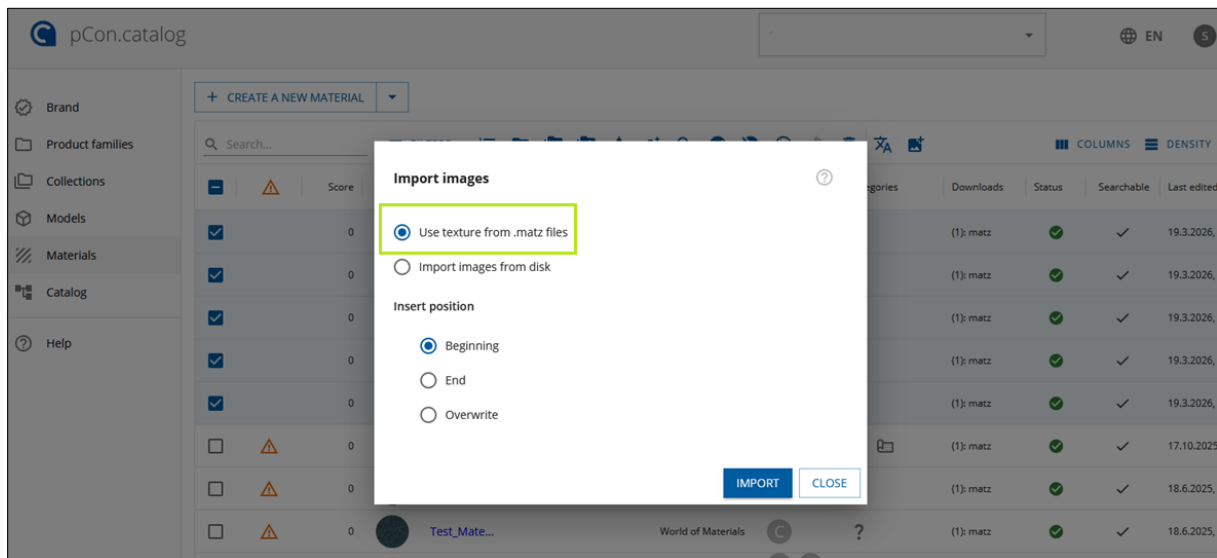


Figure 4 - Image Import Dialog Box

After confirming the action in the dialog box, the preview images are generated and automatically stored with the respective materials.

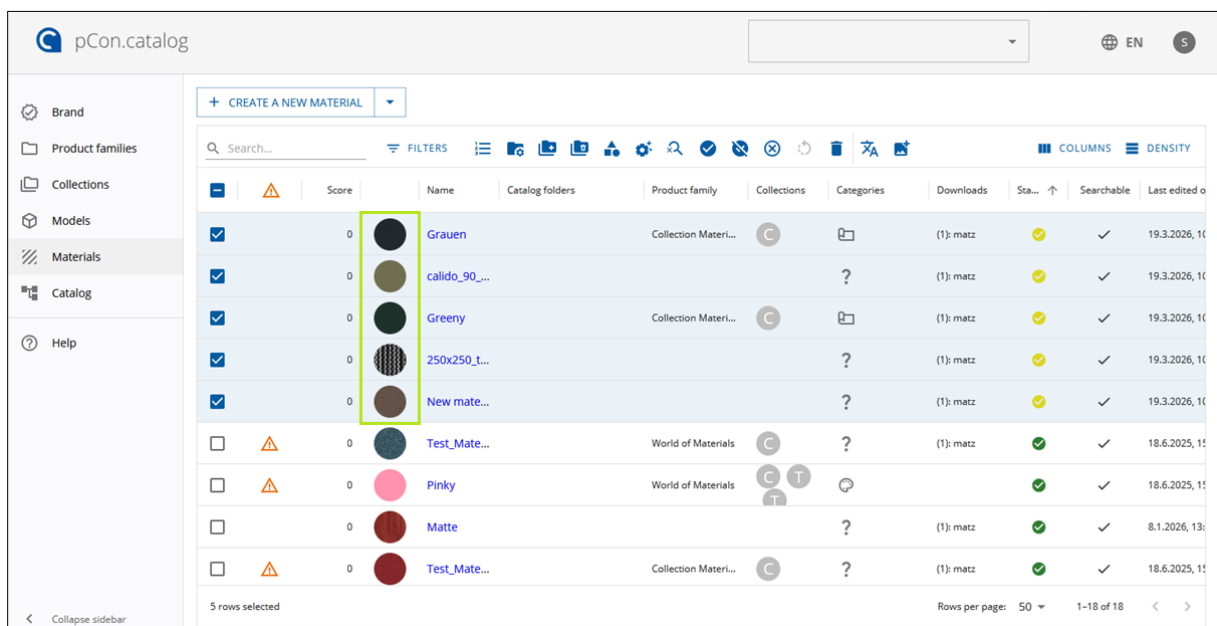


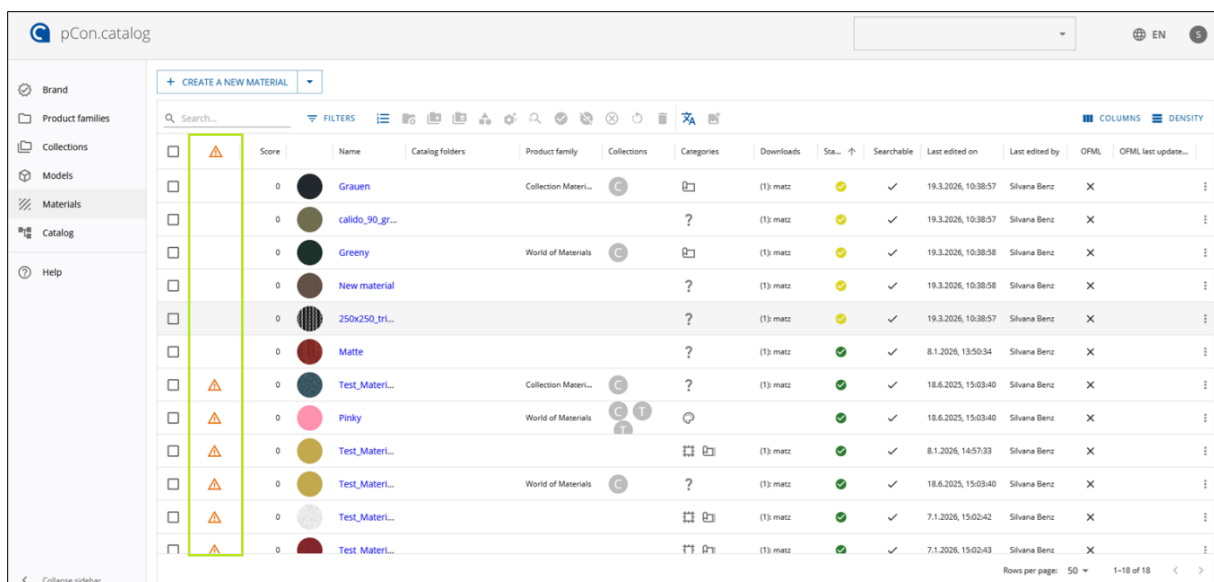
Figure 5 - Materials with newly added preview images

## 2 Introduction of quality indicators for imported files

With version 2.5, we are introducing a quality check for uploaded 3D geometries and images. This feature notifies users when uploaded files appear to have potential issues. Notifications are shown in the model and material tables, and for images, directly on the affected file.

The following checks are performed:

- No 3D geometry uploaded
- Uploaded file is corrupted
- CAD files exceed 100 MB
- MATZ files exceed 50 MB
- Image files exceed 20 MB
- Image resolution is below 250 × 250 pixels
- The size of the 3D model exceeds 100 meters on at least one axis



	Score	Name	Catalog folders	Product family	Collections	Categories	Downloads	Sta...	Searchable	Last edited on	Last edited by	OFML	OFML last update...
<input type="checkbox"/>	0	Grauen		Collection Materi...	C		(1) matz	✓	✓	19.3.2026, 10:38:57	Silvana Benz	✗	
<input type="checkbox"/>	0	calido_90_gr...				?	(1) matz	✓	✓	19.3.2026, 10:38:57	Silvana Benz	✗	
<input type="checkbox"/>	0	Greeny		World of Materials	C		(1) matz	✓	✓	19.3.2026, 10:38:58	Silvana Benz	✗	
<input type="checkbox"/>	0	New material				?	(1) matz	✓	✓	19.3.2026, 10:38:58	Silvana Benz	✗	
<input type="checkbox"/>	0	250x250_trl...				?	(1) matz	✓	✓	19.3.2026, 10:38:57	Silvana Benz	✗	
<input type="checkbox"/>	0	Matte				?	(1) matz	✓	✓	8.1.2026, 13:50:34	Silvana Benz	✗	
<input type="checkbox"/>	0	Test_Materi...		Collection Materi...	C		(1) matz	✓	✓	18.6.2025, 15:03:40	Silvana Benz	✗	
<input type="checkbox"/>	0	Pinky		World of Materials	C			✓	✓	18.6.2025, 15:03:40	Silvana Benz	✗	
<input type="checkbox"/>	0	Test_Materi...					(1) matz	✓	✓	8.1.2026, 14:57:33	Silvana Benz	✗	
<input type="checkbox"/>	0	Test_Materi...		World of Materials	C		(1) matz	✓	✓	18.6.2025, 15:03:40	Silvana Benz	✗	
<input type="checkbox"/>	0	Test_Materi...					(1) matz	✓	✓	7.1.2026, 15:02:42	Silvana Benz	✗	
<input type="checkbox"/>	0	Test_Materi...					(1) matz	✓	✓	7.1.2026, 15:02:43	Silvana Benz	✗	

Figure 6 - Quality checks and indications of potential issues

The tooltips are displayed when the user hovers the mouse pointer over the tooltip icon.

## 3 Exclude items from the general search in pCon.catalog

With the latest release of the pCon.catalog Editor, users can now exclude specific items from search results. This enables manufacturers, for example, to hide accessory items that are not relevant during the initial planning phase.

Excluded items will no longer appear in the cross-manufacturer model/material view or in the model/material view of a public catalog. However, the search function within the “Catalog” section—both for public and B2B catalogs—remains unaffected by this setting.

Excluded items will no longer be displayed in the following views:

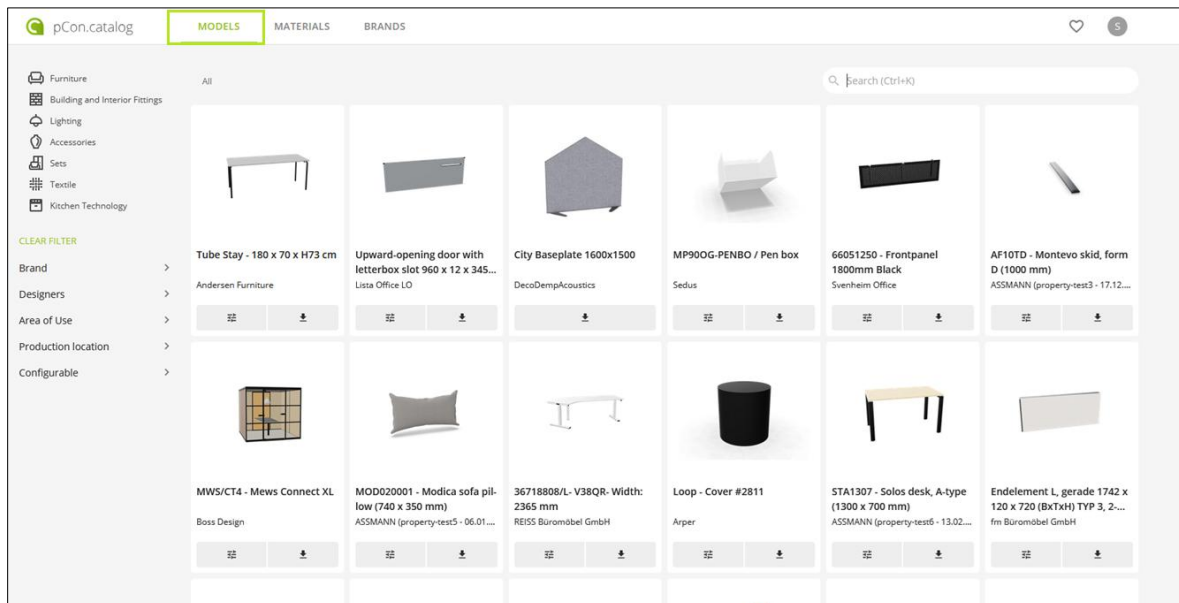


Figure 7 - Cross-Manufacturer Model Overview

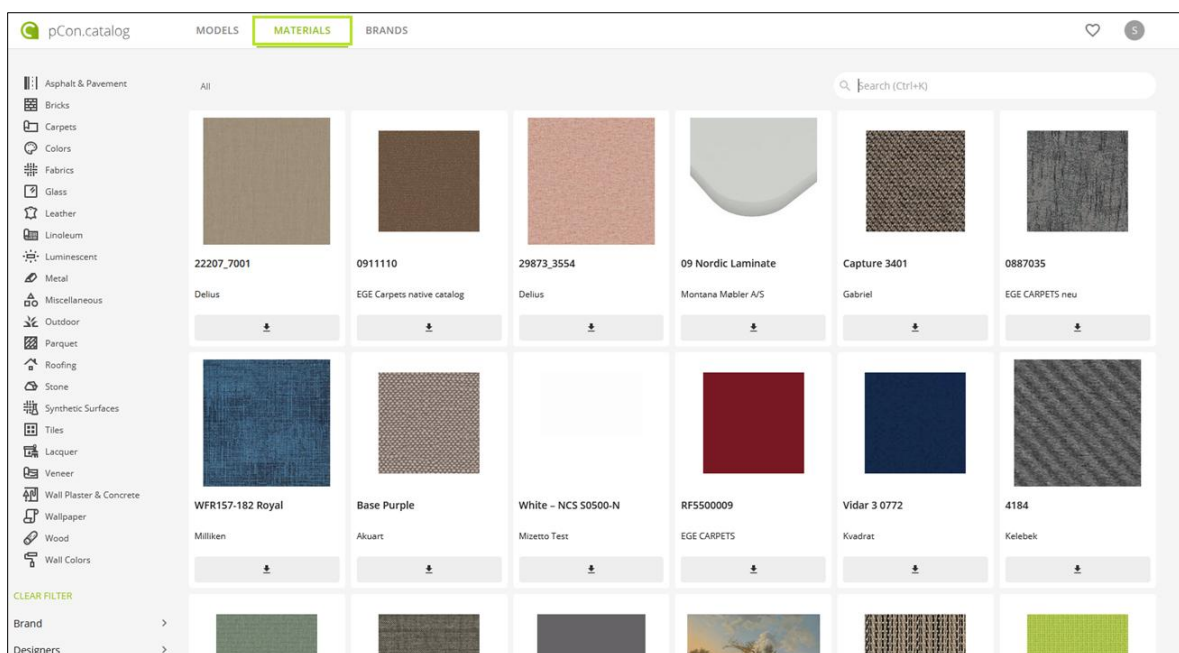


Figure 8 - Cross-Manufacturer Material Overview

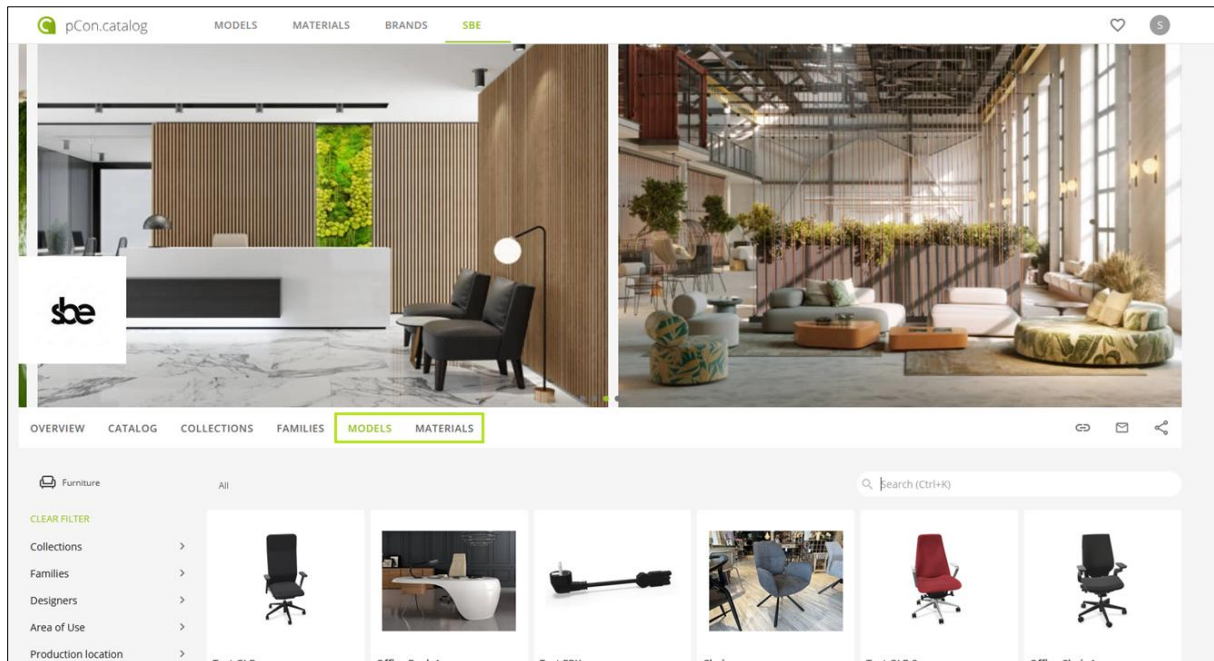


Figure 9 - Models/Material View public catalog

This feature is available in the Models and Materials section of the pCon.catalog Editor. To use it, select the desired models or materials in the corresponding table and exclude them from search results using the “Searchability” mass operation.

You can also restore searchability at any time: simply select the excluded items and re-include them in the search using the same “Searchability” function.

You can easily see whether items are currently visible by checking the new “Searchable” column in the table.

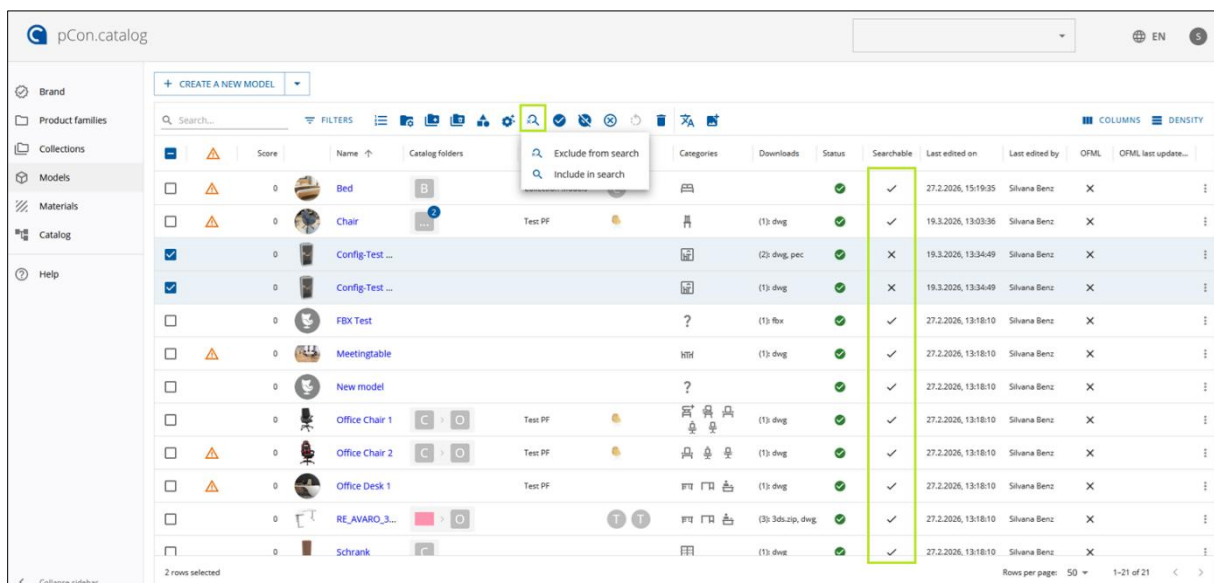


Figure 10 - Mass operation “Searchability”, New column “Searchable”

In addition, the detail view of a model or material now indicates whether the item has been excluded from search. If this is the case, the note “Searchable ✗” is displayed next to the publication status.

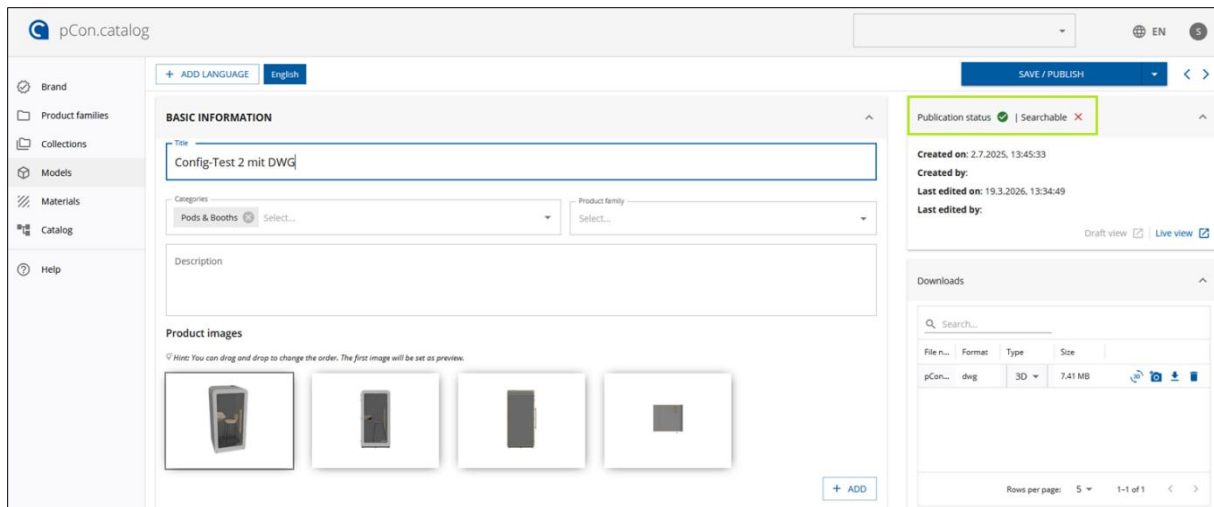


Figure 11 - A note within the model view indicating whether an item is not searchable

## 4 Dedicated Editor access for B2B manufacturers

Starting with this release, B2B manufacturers can customize their brand pages. For this purpose, access to the pCon.catalog Editor is restricted, while the “Brand” section is specifically made available for editing by these manufacturers.

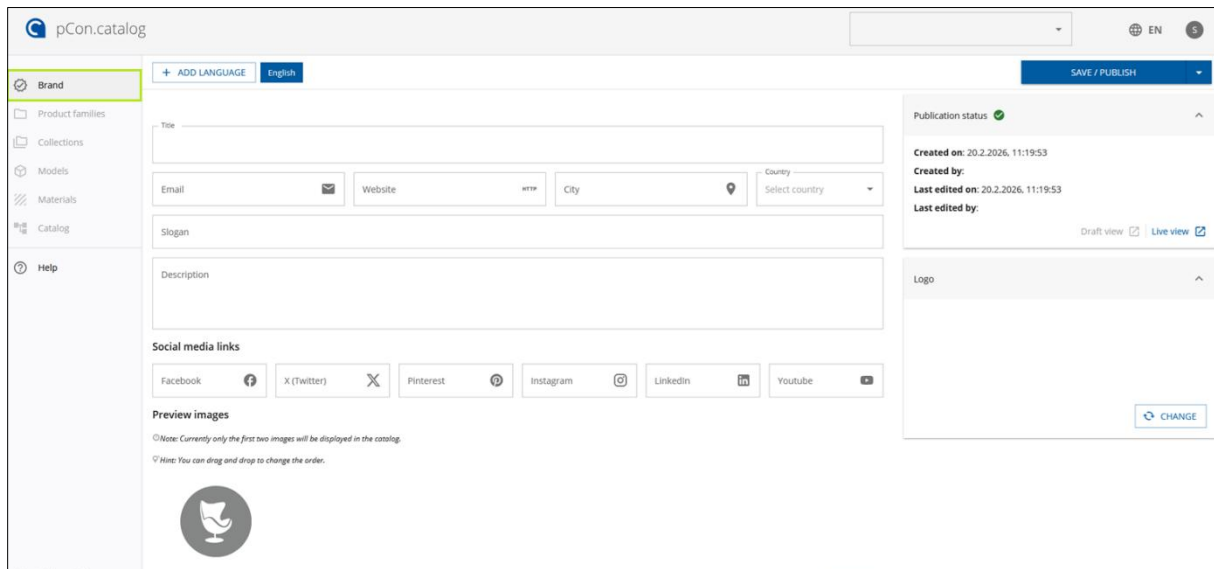


Figure 12 - Access to the brand in the pCon.catalog Editor



## 5 3D view within models (including measurements)

A 3D view of the respective model is now available in the model detail's view, along with the display of the model's dimensions. This feature requires that 3D geometry has been imported for the model.

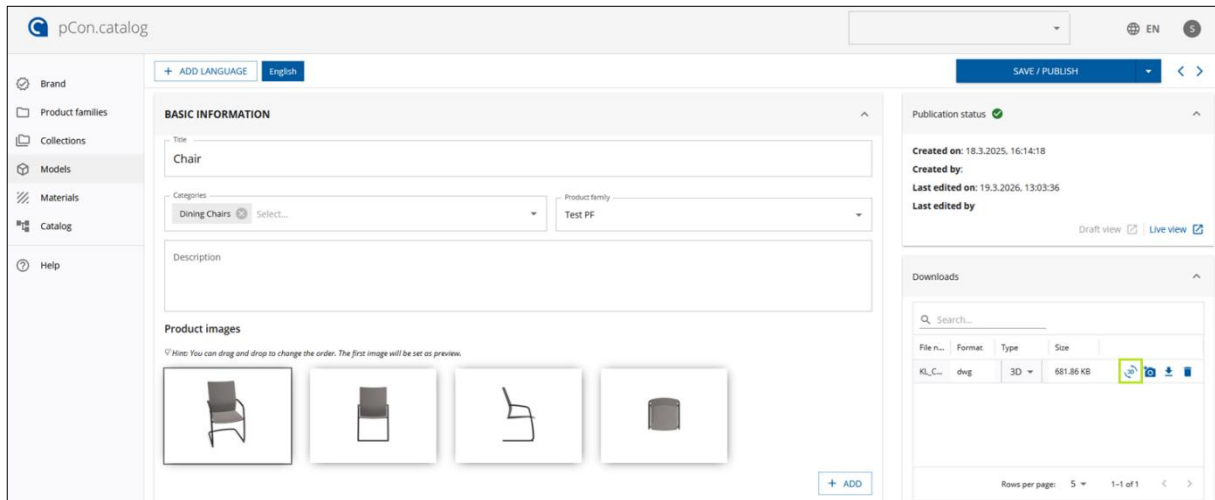


Figure 13 - 3D view in the model view



Figure 14 - 3D view, including units of measurement

**© 2026 EasternGraphics Benelux B.V. Alle rights reserved.**

The names used in this documentation may be trademarks or cooperative trademarks of the owner, and should be regarded as such. All rights are reserved by EasternGraphics Benelux B.V. Modification, translation or reproduction of this documentation, in whole or in part, without the written consent of the copyright holder, is not permitted. Distribution of this documentation or any part of this documentation on paper (e.g. as a book) or digitally for commercial purposes without written approval of the copyright holder is not permitted.

EasternGraphics Benelux B.V. is not responsible for the accuracy or completeness of the contents, insofar as defects herein are not caused by gross negligence or intentionally. This documentation or parts thereof may be amended at any time without notice.

All names and descriptions contained in this document may be the trademarks of the copyright holder concerned and are therefore protected by law. The fact that such trademarks appear in this document does not give anyone the right to assume that they are intended for free use.