



impress 1.9

New Features

impress 1.9 – New Features

Content

1	Epic: impress supports PBOX files	3
1.1	Display of article information from PBOX files	3
1.2	Display of PIM information of PBOX files	4
2	Epic: Material as a Product	5
2.1	Display of material information.....	5
3	Switch camera perspective	5
3.1	Loading of PEC	5
4	Support for displaying images.....	6
5	User interface updates	6

1 Epic: impress supports PBOX files

1.1 Display of article information from PBOX files

impress now supports PBOX files. This enables article information and related details, such as text labels, floor plans and materials to be available in impress after sharing from pCon.box and pCon.planner web.

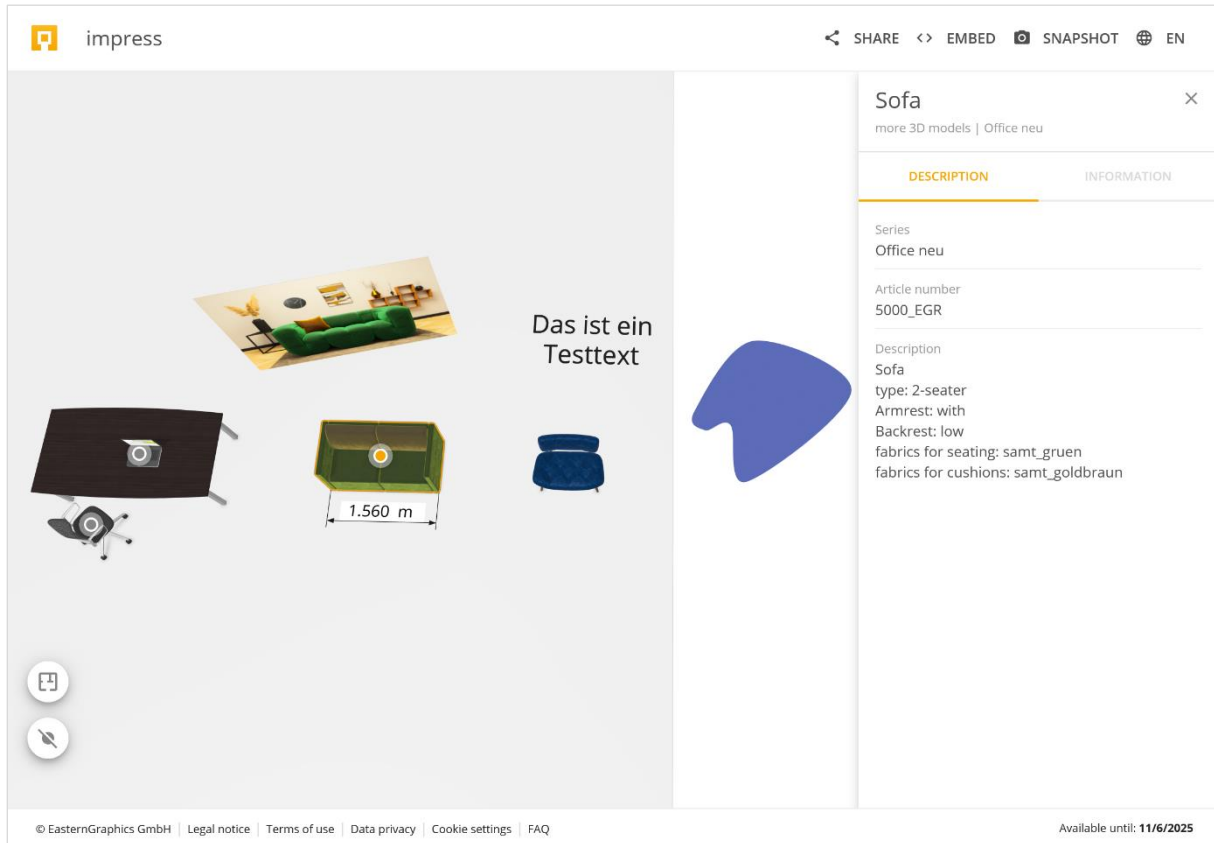


Figure 1 – Display of article information contained in PBOX files

1.2 Display of PIM information of PBOX files

impress now supports PBOX files. This enables PIM data to be available in impress after sharing from pCon.box and pCon.planner web.

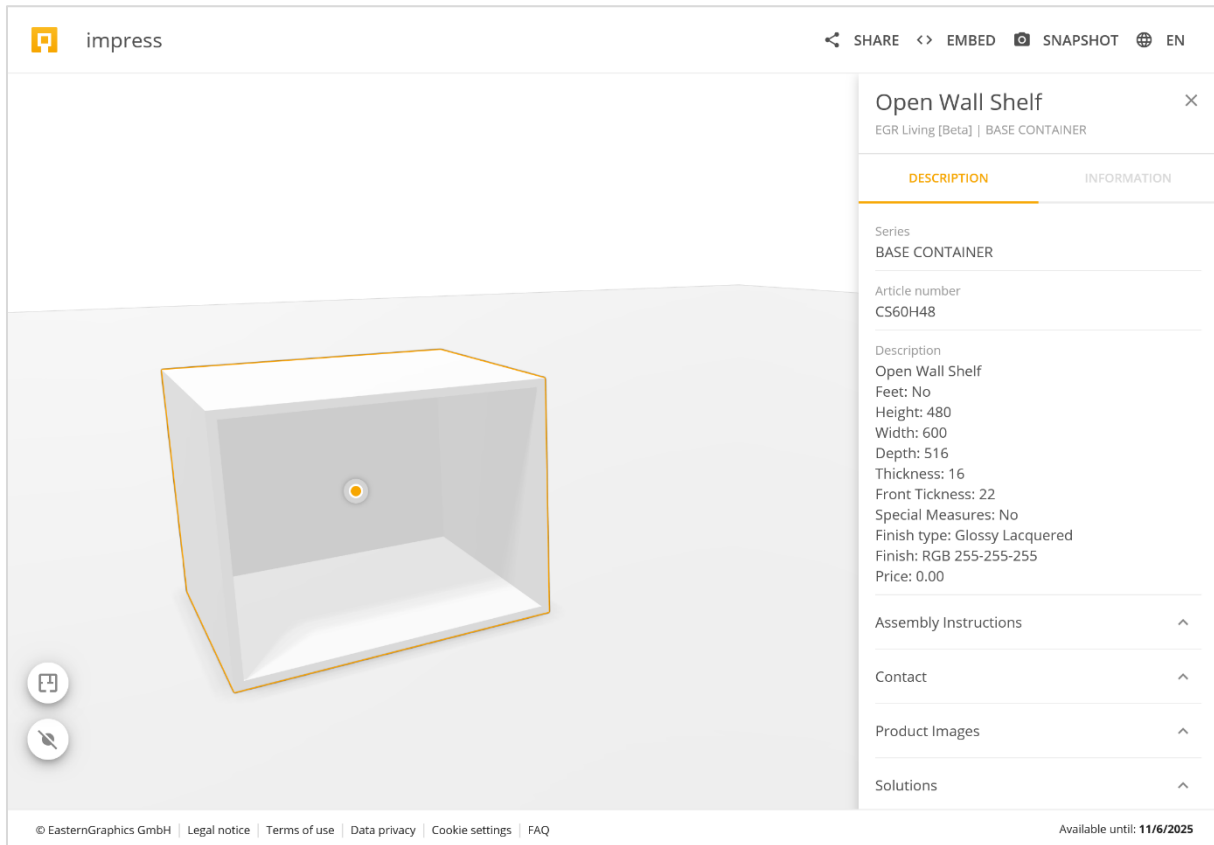


Figure 2 – Display of PIM information of PBOX files

2 Epic: Material as a Product

2.1 Display of material information

impress now supports displaying material information used during planning, including the manufacturer and description, for projects shared from pCon.planner and pCon.planner web.

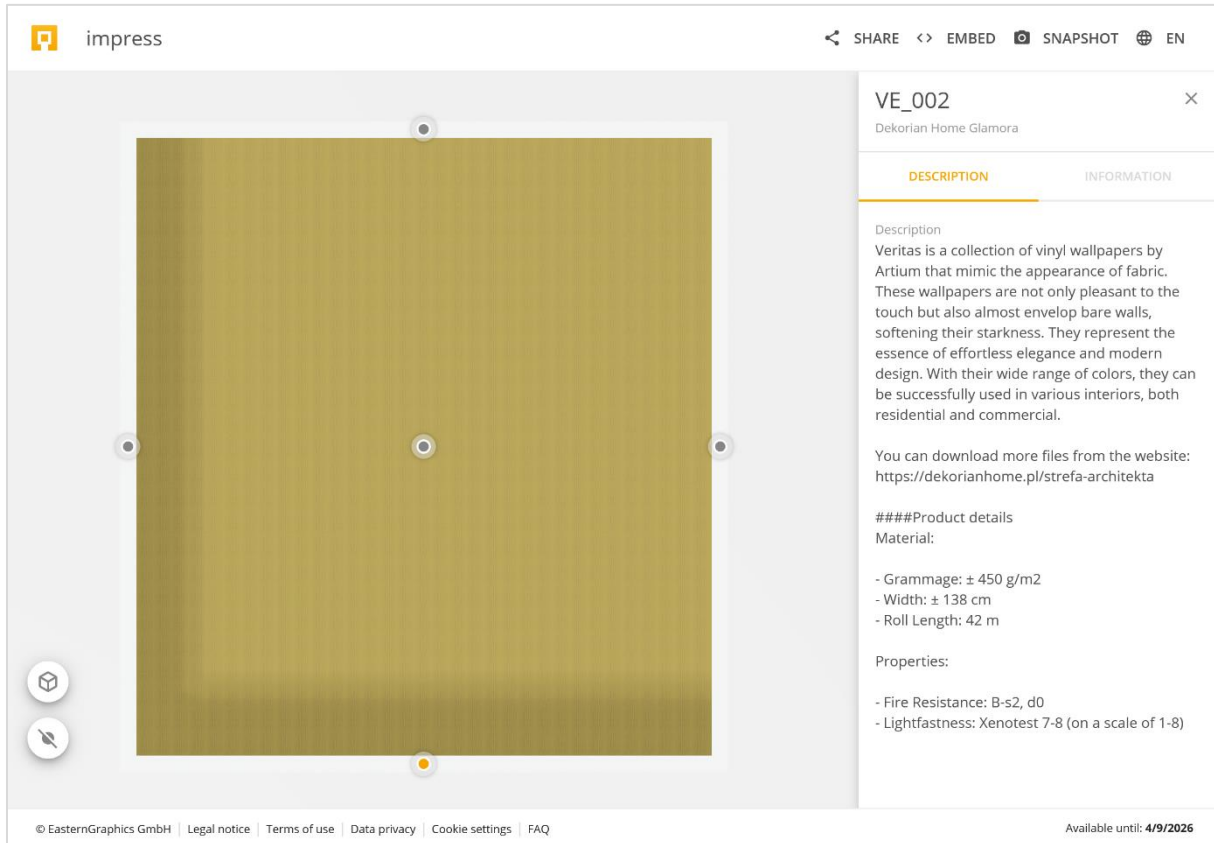


Figure 3 – Display of material information

3 Switch camera perspective

In impress, the 3D view has been updated. It is now possible to switch to a perspective view if the standard camera view is set to orthographic.

Switching from the top view to another view can be done without distortion, and switching back from perspective view to top view is also supported.

3.1 Loading of PEC

All non-perspective views other than orthographic Top View will be converted to perspective as best as possible.

4 Support for displaying images

impress now supports viewing JPG and PNG images from pCon.planner as images rather than panoramas.

5 User interface updates

- The dialogs in impress, such as Share, Embed and Snapshot, have been updated to ensure consistency across the pCon applications
- The AR sharing layout in impress on mobile devices has been updated to make sure that buttons are no longer hidden beneath the footer
- The 3D view layout in impress on mobile has been updated to provide better visualization
- With this release, impress will always be linked to the GUI through our application

NOTE: To embed a 3D view on a website, impress provides Copy Code and Copy Link options under the Embed option.

Legal remarks

© EasternGraphics GmbH | Albert-Einstein-Straße 1 | 98693 Ilmenau | GERMANY

This work (whether as text, file, book or in other form) is copyright. All rights are reserved by EasternGraphics GmbH. Translation, reproduction or distribution of the whole or parts thereof is permitted only with the prior agreement in writing of EasternGraphics GmbH.

EasternGraphics GmbH accepts no liability for the completeness, freedom from errors, topicality or continuity of this work or for its suitability to the intended purposes of the user. All liability except in the case of malicious intent, gross negligence or harm to life and limb is excluded.

All names or descriptions contained in this work may be the trademarks of the relevant copyright owner and as such legally protected. The fact that such trademarks appear in this work entitles no-one to assume that they are for the free use of all and sundry.