

pCon.planner PRO single user license + VR plugin named user license

Product type: pCon.planner PRO

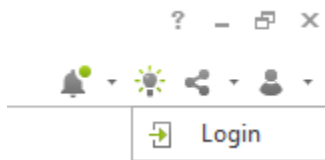
Content

1	How to use the EGR-VR-Viewer license	1
2	Assing the EGR-VR-Viewer license to a user	2
2.1	User groups	2
2.2	Add users to a User's group.....	3
2.3	Assigning license to user group	4

1 How to use the EGR-VR-Viewer license

To use the EGR-VR-Viewer plugin named user license together with the pCon.planner single user license please do the following:

- Start pCon.planner PRO as normal. pCon.planner PRO uses the single user license.
- After opening pCon.planner PRO, please click on Login to log in into the pCon.login account that is attached to the EGR-VR-Viewer license.
- After this you can start using the EGR-VR-Viewer license.



2 Assing the EGR-VR-Viewer license to a user

You will find the EGR-VR-Viewer license in your pCon.login account in the tab 'Licenses'.

Licenses

The following pCon application licenses are available to your organization. To purchase additional licenses, please get in touch with your [contact person](#).

ID	Application	Edition	Expiration	Users	Assigned users	Permitted users	In use
L15558	EGR-VR-Viewer	Standard	-			0	1
L12786	pCon.planner	PRO	-	pCon.planner PRO		1	3

In this example, a EGR-VR-Viewer license is visible for 1 user. No user have been assigned to it yet.

To assign the EGR-VR-Viewer license to the desired user, follow these steps:

2.1 User groups

Create a user group for the EGR-VR-Viewer. To add a new user group, click on the plus sign and you will be taken to the menu below.

Your organization's user groups

Name	Description	Users
Administrators	Predefined system group: Users in this group can change organization settings and have full administrative rights (e.g. invite users or request manufacturer catalogs).	3
pCon.basket PRO	pCon.basket PRO users	1
pCon.planner PRO	Users of pCon.planner PRO	1
Standard Users	Predefined system group: Users in this group can only change their own settings and use the organization's default settings (e.g. manufacturer catalogs or licenses).	3

Group EGR-VR PlugIn

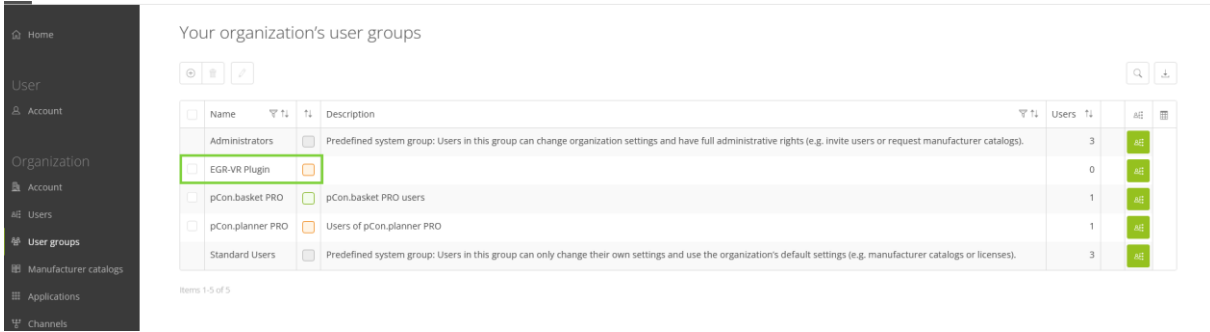
Group name*

Description

Color*

* Required field

To add or remove users, please go to the user management page.



Your organization's user groups

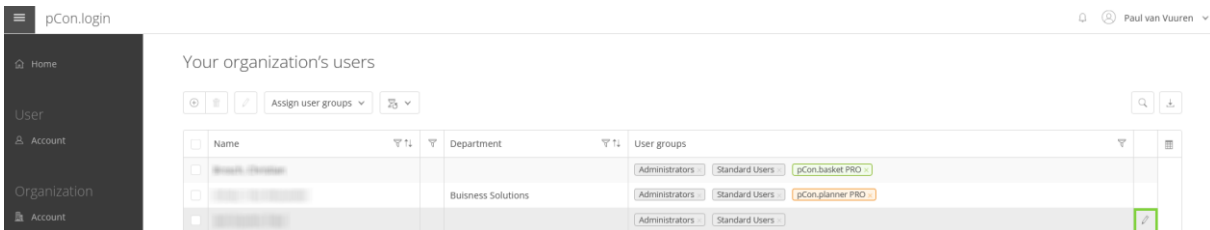
Name	Description	Users	Actions
Administrators	Predefined system group: Users in this group can change organization settings and have full administrative rights (e.g. invite users or request manufacturer catalogs).	3	[Edit]
EGR-VR Plugin		0	[Edit]
pCon.basket PRO	pCon.basket PRO users	1	[Edit]
pCon.planner PRO	Users of pCon.planner PRO	1	[Edit]
Standard Users	Predefined system group: Users in this group can only change their own settings and use the organization's default settings (e.g. manufacturer catalogs or licenses).	3	[Edit]

Items: 1-5 of 5

In this example, a user group EGR-VR-Viewer has been created.

2.2 Add users to a User's group

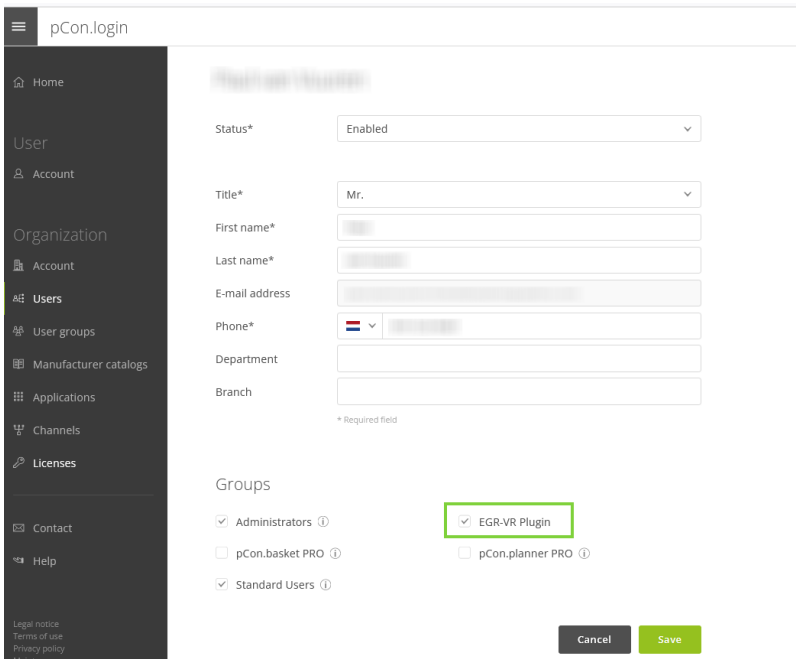
Select a user that can use the EGR-VR-Viewer.



Your organization's users

Name	Department	User groups	Actions
[User Name]	[Department]	Administrators Standard Users EGR-VR Plugin	[Edit]
[User Name]	Business Solutions	Administrators Standard Users pCon.planner PRO	[Edit]
[User Name]		Administrators Standard Users	[Edit]

To assign a user to the EGR-VR-Viewer user group, go to the User Overview. Select a user and click on the pencil icon. You can now select EGR-VR-Viewer group.



pCon.login

[User Name]

Status*

Title*

First name*

Last name*

E-mail address

Phone*

Department

Branch

* Required field

Groups

- Administrators
- EGR-VR Plugin**
- pCon.basket PRO
- pCon.planner PRO
- Standard Users

Your organization's users

Assign user groups

Name	Department	User groups
		Administrators Standard Users pCon.basket PRO
	Business Solutions	Administrators Standard Users pCon.planner PRO
		Administrators Standard Users EGR-VR Plugin

In the example above, 1 user is assigned to the EGR-VR-Viewer user group.

2.3 Assigning license to user group

Finally, on the 'Licenses' menu, assign the new license to the user group by clicking on the pencil icon. In the License overview, select the EGR-VR-Viewer user group.

License for EGR-VR-Viewer

License ID	L15558
Application	EGR-VR-Viewer
Edition	Standard
Type	Cloud license
Model	Named User
Permitted Users	1
Expiration	-

Users of the License

- Administrators (3) ⓘ
- EGR-VR Plugin (1) ⓘ
- pCon.planner PRO (1) ⓘ
- All Users (3) ⓘ
- pCon.basket PRO (1) ⓘ
- Standard Users (3) ⓘ